

MK 8

SWINGAWAY AUGERS



MK 8

It's not an ordinary auger... It's a Westfield.



FEATURES

- Available in 51', 61' and 71' lengths
- Up to 3,900 bph
- A-frame design for maximum stability
- Trussing provides maximum support with full bin reach
- Choice of mechanical or hydraulic swing auger drives
- Equipped with heavy-duty constant velocity (CV) PTO shaft to eliminate vibrations for smoother running and less stress on the drive train
- Wear Edge™ flighting at critical grain transfer points (hopper, swing and removable boot flight) to improve auger performance and durability
- Spring loaded safety discharge door on intake hopper guards against main auger overloading
- Removable boot flight with Wear Edge™ to improve performance and durability of lower flighting




Safety Discharge

Spring loaded safety discharge door on the intake hopper guards against main overloading.



CV-PTO Shaft

Assures smooth operation with vibration-free running, longer wear and constant high capacity grain flow.



Trussing

Heavy-duty cable trussing provides maximum support with full bin reach.



Single Cylinder Hydraulic Lift

Proven cylinder lift provides smooth, fast operation with minimal hydraulic requirements. Combined with the A-frame undercarriage, Westfield's design allows you to position your auger at the bin with ease.



Hopper Lift Arm

Can be quickly changed from the left or right hand side of the auger to give the operator the convenience of unloading on both sides.



Track & Lift Assist

Continuous 11 GA track is welded to the tube for increased stability and structural support. The multi-roller track shoe reduces the pressure needed to raise the auger and provides a lower transport position.



Undercarriage & Wheels

Heavy-duty A-frame provides support and stability and comes with 15" transport wheels with 4-bolt cast iron hubs.


HOPPER OPTIONS



Standard Hopper

Quickly switches to right or left hand operation. A vertical transport position provides for quick, easy clean-out.

- 5" rubber extension – holds more grain while reducing spillage
- Convenient boot clean-out and service access doors



Upgrade to the **Hydraulic Power Swing**

- Easy installation
- Top wind jack to adjust wheel traction
- Two wheel drive design
- Hydraulic drive moves swing hopper
- Convenient tube mounted control valve
- Complete with hydraulic hoses

OPTIONAL FEATURES



Flex Spouts

Directs grain flow – reduces spillage. Available in regular or no-slag designs.




Corn Screen

Up to 4' long. Available on all models. Factory installed on the swing hopper tube.



Right Angle Drive

Assists operation in limited space situations. Allows a full arc on opposite side of tractor.



Reverser Kit

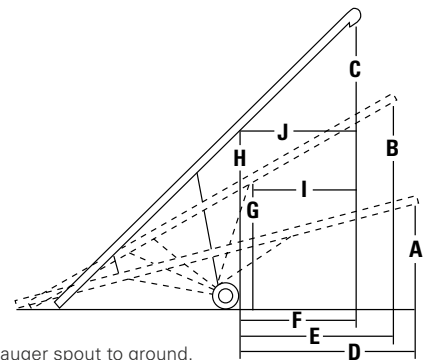
Ability to reverse all flighting. Allows for quick and easy clean-out.

MK 8

	MK 8-51	MK 8-61	MK 8-71
TUBE GAUGE	14 GA Welded Steel		
MAIN FLIGHTING	10 GA Stretched & Welded		
WEAR EDGE TECHNOLOGY™ (REINFORCED FLIGHT)	10 GA Ribbon Welded Wear Edge™ on Critical Grain Transfer Points including the Intake Hopper Flighting, Initial Incline Flighting & Boot Flighting		
FLIGHTING SHAFT	1.66" x 11 GA Tubing		
PSI REQUIRED TO RAISE AUGER	850 PSI	950 PSI	1200 PSI
PTO LINE DRIVE	14 Series with 5/16" Shear Bolt		
HP REQUIRED	40	45	50
TUBE TRUSSING	5/16" Aircraft Type Galvanized Cable		
TRACKING	High Yield 11 GA Roll Formed		
TRACK SHOE	Double 2 3/4" Rollers		
UNDERCARRIAGE	3" x 11 GA Frame		
AXLE	2 1/2" x 2 1/2" x 1/8" Wall Square Tubing		
HUBS & WHEELS	4 Bolt Agricultural Type Hubs - 15" Wheels		
WHEEL TREAD	106"	112"	118"
HYDRAULIC LIFT	One 4" Cylinder with 5/16" Aircraft Cable		
TRANSPORT HEIGHT	12' 10"	13' 6"	14' 6"
TIRES REQUIRED	15" Agricultural Tires		
*STANDARD HOPPER HEIGHT	10 1/2"		
APPROXIMATE HYDRAULIC FLUID REQUIRED TO RAISE AUGER	6.2 Litres	7.5 Litres	9.0 Litres

HEIGHT | REACH | WHEEL | SPECIFICATIONS

	A	B	C	D	E	F	G	H	I	J
	HEIGHT LOWERED	HEIGHT HALFWAY	HEIGHT RAISED	REACH LOWERED	REACH HALFWAY	REACH RAISED	HEIGHT AT LIFTARMS	HEIGHT AT WHEELS	REACH TO LIFTARMS	REACH TO WHEELS
MK 8-51	10' 10"	23' 7"	34' 8"	23' 9"	22'	19' 6"	14' 10"	19'	18' 5"	19' 6"
MK 8-61	11' 5"	27'	40' 6"	28' 10"	27'	23' 3"	17'	22' 4"	22' 6"	23' 3"
MK 8-71	12' 6"	32' 8"	46' 6"	33' 7"	30' 9"	27' 2"	20' 7"	25' 10"	25' 9"	26' 10"



Heights measured from bottom of auger spout to ground.





WESTFIELD is an AGI Brand.

AGI is a leading provider of equipment solutions for agriculture bulk commodities including seed, fertilizer, grain, and feed systems with a growing platform in providing equipment and solutions for food processing facilities. AGI has manufacturing facilities in Canada, the United States, the United Kingdom, Brazil, India and Italy and distributes its products globally.

AGI WESTFIELD

Box 39, 74 Main Street, Rosenort, Manitoba, Canada R0G 1W0
1.866.467.7207 | aggrowth.com/westfield

AGGROWTH.COM [aggrowthintl](#) [▶](#) [▶](#) [▶](#) [▶](#) [▶](#) [▶](#)